


OEM Pumps




- **Valve-less ceramic pump**
- **High degree of precision and reproducibility**
- **Large variety of pump heads available**








OEM Pump Modules

For the development and construction of custom designed batches a variety of OEM solutions are available: E.g. ready assembled packages consisting of motor, ceramic pump and electronic controller with or without contactless pulse sensors and with or without pump rinse chambers optional in stainless steel cases. We also realize customer specific stroke volumes on short term notice.

To operate these pumps we offer a number of specially designed control boards. These boards provide easy control, programming and data entry and output.



Technical Data		DP 200-OEM	PCON-E-OEM	PCON-C-OEM	HPLH-OEM
Min. dispensing volume [μ l]	Pump head	20	1	1	1
		200	10	10	10
		300	20	20	20
		1000	-	50	50
Max. dispensing volume [ml]	Pump head	20	50	1.000.000	1.000.000
		200	500	1.000.000	1.000.000
		300	1000	1.000.000	1.000.000
		1000	-	1.000.000	1.000.000
Flowrate range [ml/min]	Pump head	20	0.02 – 4.0	0.001-10	0.001-10
		200	0.2 – 40.0	0.005-100	0.005-100
		300	0.4 – 60.0	0.01-150	0.01-150
		1000	-	0.03-400	0.03-400
Inlet / Outlet connection	Pump head	20	UNF1/4"-28	UNF1/4"-28	UNF1/4"-28
		200	UNF1/4"-28	UNF1/4"-28	UNF1/4"-28
		300	M8	M8	M8
		1000	-	M10	M10
Rinse port connection		UNF1/4"-28	UNF1/4"-28	UNF1/4"-28	UNF1/4"-28
Controller board		DP	PCON-E	PCON-C	
Dosing accuracy [%]		< \pm 1.0	< \pm 1.0	< \pm 1.0	
Coefficient of Variation, CV [%]		< \pm 0.5	< \pm 0.5	< \pm 0.5	Depends on controller board
User Calibration		Yes	Yes	Yes	
Interface		RS 485	RS 485	RS 232	
Power supply		24 VDC	24 VDC	24 VDC	
Dimensions HxWxD [mm]		65 x 84 x 155	62 x 102 x 155	100 x 160 x 50	62 x 102 x 250
Pump head materials		Al ₂ O ₃ PVDF	Al ₂ O ₃ PVDF	Al ₂ O ₃ PVDF	Al ₂ O ₃ PVDF

Pump head type		Availability					
	T	Pump head	20	●	●	●	●
			200	●	●	●	●
			300	-	-	-	-
			1000	-	●	●	●
	TCS	Pump head	20	●	●	●	●
			200	●	●	●	●
			300	●	●	●	●
			1000	-	-	-	-
	V	Pump head	20	●	●	●	●
			200	●	●	●	●
			300	-	-	-	-
			1000	-	●	●	●
	VCS	Pump head	20	●	●	●	●
			200	●	●	●	●
			300	●	●	●	●
			1000	-	-	-	-
	VS	Pump head	20	-	-	-	-
			200	-	-	-	-
			300	-	-	-	-
			1000	-	●	●	●

For your inquiries:

Please contact our department for laboratory automation (see our contact data is on the page 2 of this catalogue)